

DEMOCRATIC GENERAL PRIMARY
(March 8, 1994)

1 2 3 4 5 6 7 8 9 10 11 12 13 14

Location and Number
of Election Precinct

Office

Names of Candidates

COLORADO COUNTY, TEXAS
DEMOCRATIC PRIMARY MARCH 8, 1994

Station

<input checked="" type="checkbox"/> Dem. U.S. Senator				<i>Total</i>
Jim Mattox	4 + 1497	38.11%	1501	
Michael A. Andrews	1 + 668	17.00%	669	
Richard Fisher	3 + 1033	26.29%	1036	
Evelyn K. Lantz	2 + 235	5.98%	237	
.....				
Total Votes Cast	10 + 3928		3938	
Number Under Votes	495	12.60%		
Number Over Votes	0	. 0%		
<input checked="" type="checkbox"/> Dem. U.S. Representative Dist. 14				
Greg Laughlin	8 + 2932	74.64%	2940	
.....				
Total Votes Cast	8 + 3928		3936	
Number Under Votes	996	25.35%		
Number Over Votes	0	. 0%		
<input checked="" type="checkbox"/> Dem. Governor				
Ann W. Richards	11 + 2388	60.79%	2399	
Gary Espinosa	1 + 972	24.74%	973	
.....				
Total Votes Cast	12 + 3928		3940	
Number Under Votes	568	14.46%		
Number Over Votes	0	. 0%		
<input checked="" type="checkbox"/> Dem. Lieutenant Governor				
Bob Bullock	8 + 2786	70.92%	2794	
.....				
Total Votes Cast	8 + 3928		3936	
Number Under Votes	1142	29.07%		
Number Over Votes	0	. 0%		
<input checked="" type="checkbox"/> Dem. Attorney General				
Dan Morales	7 + 2728	69.45%	2735	
.....				
Total Votes Cast	7 + 3928		3935	
Number Under Votes	1200	30.54%		
Number Over Votes	0	. 0%		
<input checked="" type="checkbox"/> Dem. Comptroller of Public Accounts				
John Sharp	10 + 2737	69.67%	2747	
.....				
Total Votes Cast	10 + 3928		3938	
Number Under Votes	1191	30.32%		
Number Over Votes	0	. 0%		
<input checked="" type="checkbox"/> Dem. State Treasurer				
Grady Yarborough	3 + 1362	34.67%	1365	
Martha Whitehead	7 + 1668	42.46%	1675	
.....				
Total Votes Cast	10 + 3928		3938	
Number Under Votes	897	22.83%		
Number Over Votes	1	. 2%		

WALWYDEN-DALLAS

	15	16	17	18	19	20	21	22	23	24	25	26	27	28	29	30	31	32	Total No. Votes Cast	Majority Votes	REMARKS	
Dem. Commissioner General Land Office																						
Garry Mauro															6 +	2632			67.00%		2632	
Total Votes Cast															6 +	3928					3934	
Number Under Votes																1296			32.99%			
Number Over Votes																0			. 0%			
Dem. Commissioner of Agriculture																						
Marvin Gregory															6 +	2517			64.07%		2523	
Total Votes Cast															6 +	3928					3934	
Number Under Votes																1411			35.92%			
Number Over Votes																0			. 0%			
Dem. Railroad Commissioner																						
James E. (Jim) Nugent															6 +	2211			56.28%		2217	
Robert Earley															3 +	891			22.68%		894	
Total Votes Cast															9 +	3928					3937	
Number Under Votes																826			21.02%			
Number Over Votes																0			. 0%			
Dem. Railroad Commissioner Unexp. Term																						
David Young															3 +	1646			41.90%		1649	
Mary Scott Nabers															5 +	1192			30.34%		1197	
Total Votes Cast															8 +	3928					3936	
Number Under Votes																1090			27.74%			
Number Over Votes																0			. 0%			
Dem. Supreme Court Justice Plc. 1																						
Raul A. Gonzalez															2 +	1020			25.96%		1022	
Bill Yarborough															3 +	912			23.21%		915	
Rene Haas															5 +	1295			32.96%		1300	
Total Votes Cast															10 +	3928					3938	
Number Under Votes																700			17.82%			
Number Over Votes																1			. 2%			
Dem. Supreme Court Justice Plc. 2																						
Alice Oliver Parrott															7 +	1780			45.31%		1787	
Mike Westergren															2 +	949			24.15%		951	
Total Votes Cast															9 +	3928					3937	
Number Under Votes																1199			30.52%			
Number Over Votes																0			. 0%			
Dem. Supreme Court Justice Plc. 3																						
Margaret G. Mirabal															6 +	1180			30.04%		1186	
Jimmy Carroll															3 +	1528			38.90%		1531	
Total Votes Cast															9 +	3928					3937	
Number Under Votes																1220			31.05%			
Number Over Votes																0			. 0%			
Dem. Criminal Appeals Court Pres. Judge																						
Charles F. (Charlie) Baird															1 +	1212			30.85%		1213	
Mike McCormick															8 +	1441			36.68%		1449	
Total Votes Cast															9 +	3928					3937	
Number Under Votes																1275			32.45%			
Number Over Votes																0			. 0%			

WALRAVEN-DALLAS

15	16	17	18	19	20	21	22	23	24	25	26	27	28	29	30	31	32	Total No. Votes Cast	Majority Votes	REMARKS			
* Dem. 1st Appeals Court Justice Plc. 5																							
Eric Andell																				2289	58.27%		
*																				4 + 2289		2293	
Total Votes Cast																				4 + 3928		3932	
Number Under Votes																				1639	41.72%		
Number Over Votes																				0	. 0%		
* Dem. 14th Appeals Court Justice Plc. 1																							
Bob Moore																				4 + 1518	38.64%	1522	
Herry E. Allee																				2 + 426	10.84%	428	
Ber G. Levy																				2 + 608	15.47%	610	
*																				8 + 3928		3936	
Total Votes Cast																				8 + 3928			
Number Under Votes																				1376	35.03%		
Number Over Votes																				0	. 0%		
* Dem. 14th Appeals Court Justice Plc. 2																							
Ross Sears																				5 + 2297	58.47%	2302	
*																				5 + 3928		3933	
Total Votes Cast																				5 + 3928			
Number Under Votes																				1631	41.52%		
Number Over Votes																				0	. 0%		
* Dem. 14th Appeals Court Justice Plc. 3																							
George Ellis																				6 + 2315	58.93%	2321	
*																				6 + 3928		3934	
Total Votes Cast																				6 + 3928			
Number Under Votes																				1613	41.06%		
Number Over Votes																				0	. 0%		
* Dem. 14th Appeals Court Justice Plc. 4																							
Joe L. Draughn																				5 + 2307	58.73%	2312	
*																				5 + 3928		3933	
Total Votes Cast																				5 + 3928			
Number Under Votes																				1621	41.26%		
Number Over Votes																				0	. 0%		
* Dem. 14th Appeals Court Justice Plc. 5																							
Ed Cogburn																				5 + 2292	58.35%	2277	
*																				5 + 3928		3933	
Total Votes Cast																				5 + 3928			
Number Under Votes																				1636	41.64%		
Number Over Votes																				0	. 0%		
* Dem. 14th Appeals Court Justice Plc. 6																							
Patrice Barron																				6 + 1082	27.54%	1088	
Carl Dudensing																				4 + 1260	32.07%	1264	
Henry L. Burkholder III																				483	12.29%		
*																				10 + 3928		3938	
Total Votes Cast																				10 + 3928			
Number Under Votes																				1103	28.08%		
Number Over Votes																				0	. 0%		
* Dem. County Judge																							
W.M. (Buddy) Anderson																				1 + 530	13.49%	531	
Barry White																				7 + 1240	31.56%	1247	
Vince Slowinski																				4 + 2091	53.23%	2095	
*																				12 + 3928		3940	
Total Votes Cast																				12 + 3928			
Number Under Votes																				67	1.70%		
Number Over Votes																				0	. 0%		

WALRAVEN-DALLAS

15	16	17	18	19	20	21	22	23	24	25	26	27	28	29	30	31	32	Total No. Votes Cast	Majority Votes	REMARKS		
Dem. Justice of the Peace Pct. 3																						
															57	660	54.86%	663				
															17	296	24.60%	297				
															17	212	17.62%	213				
															57	1203		1208				
																35	2.90%					
																0	.0%					
Dem. Justice of the Peace Pct. 4																						
																339	84.11%					
																403						
																64	15.88%					
																0	.0%					
*Dem. County Chairman																						
															57	2711	69.01%	2716				
																39	.99%					
															57	3928		3933				
																1178	29.98%					
																0	.0%					
*Dem. Precinct Chairman Pct. 1																						
															57	524	81.36%	529				
																3	.46%					
															57	644		649				
																117	18.16%					
																0	.0%					
Dem. Precinct Chairman Pct. 2																						
																0	.0%					
																3	2.11%					
																142						
																139	97.88%					
																0	.0%					
Dem. Precinct Chairman Pct. 3																						
																0	.0%					
																3	9.09%					
																33						
																30	90.90%					
																0	.0%					
Dem. Precinct Chairman Pct. 4																						
																0	.0%					
																7	5.22%					
																134						
																127	94.77%					
																0	.0%					

WALRAVEN-DALLAS

	15	16	17	18	19	20	21	22	23	24	25	26	27	28	29	30	31	32	Total No. Votes Cast	Majority Votes	REMARKS
Dem. Precinct Chairman Pct. 12																					
Waldine Skutca																			33	91.66%	
																			0	. 0%	
.....																					
Total Votes Cast																			36		
Number Under Votes																			3	8.33%	
Number Over Votes																			0	. 0%	
Dem. Precinct Chairman Pct. 13																					
Dean Venghaus																			180	86.53%	
																			0	. 0%	
.....																					
Total Votes Cast																			208		
Number Under Votes																			28	13.46%	
Number Over Votes																			0	. 0%	
Dem. Precinct Chairman Pct. 14																					
No Declared Candidates																			0	. 0%	
																			10	9.00%	
.....																					
Total Votes Cast																			111		
Number Under Votes																			101	90.99%	
Number Over Votes																			0	. 0%	
Dem. Precinct Chairman Pct. 15																					
Beatrice G. Hill																			98	83.05%	
																			0	. 0%	
.....																					
Total Votes Cast																			118		
Number Under Votes																			20	16.94%	
Number Over Votes																			0	. 0%	
Dem. Precinct Chairman Pct. 16																					
No Declared Candidates																			0	. 0%	
																			5	6.84%	
.....																					
Total Votes Cast																			73		
Number Under Votes																			68	93.15%	
Number Over Votes																			0	. 0%	
Dem. Precinct Chairman Pct. 17																					
Tom Reed																			322	87.02%	
																			3	. 81%	
.....																					
Total Votes Cast																			370		
Number Under Votes																			45	12.16%	
Number Over Votes																			0	. 0%	
Dem. Precinct Chairman Pct. 18																					
No Declared Candidates																			0	. 0%	
																			22	5.62%	
.....																					
Total Votes Cast																			391		
Number Under Votes																			369	94.37%	
Number Over Votes																			0	. 0%	

* Designates votes received on xeroxed ballots, as original ballots were all used.

REPUBLICAN GENERAL PRIMARY
(March 8, 1994)

1 2 3 4 5 6 7 8 9 10 11 12 13 14

Location and Number of Election Precinct

Office

Names of Candidates

Status

COLORADO COUNTY, TEXAS
REPUBLICAN PRIMARY MARCH 8, 1994

Rep. U.S. Senator

Roger Henson	2	.83%
Tom Spink	4	1.67%
Kay Bailey Hutchison	213	89.12%
Stephen Hopkins	11	4.60%
Ernest J. Schmidt	2	.83%
M. Troy Mata	1	.41%
James C. Currey	3	1.25%

.....
Total Votes Cast 239
Number Under Votes 3 1.25%
Number Over Votes 0 .0%

Rep. U.S. Representative Dist. 14

Ed Baker	92	38.49%
Jim Deats	96	40.16%

.....
Total Votes Cast 239
Number Under Votes 51 21.33%
Number Over Votes 0 .0%

Rep. Governor

Ray Hollis	8	3.34%
George W. Bush	230	96.23%

.....
Total Votes Cast 239
Number Under Votes 1 .41%
Number Over Votes 0 .0%

Rep. Lieutenant Governor

H.J. (Tex) Lezar	171	71.54%
------------------	-----	--------

.....
Total Votes Cast 239
Number Under Votes 68 28.45%
Number Over Votes 0 .0%

Rep. Attorney General

Patricia (Pat) Lykos	65	27.19%
Tony Garza	65	27.19%
John Marshall	40	16.73%
Don Wittig	35	14.64%

.....
Total Votes Cast 239
Number Under Votes 34 14.22%
Number Over Votes 0 .0%

Rep. Comptroller of Public Accounts

Teresa Doggett	169	70.71%
----------------	-----	--------

.....
Total Votes Cast 239
Number Under Votes 70 29.28%
Number Over Votes 0 .0%

WALRAVEN-DALLAS

15	16	17	18	19	20	21	22	23	24	25	26	27	28	29	30	31	32	Total No. Votes Cast	Majority Votes	REMARKS			
Rep. State Treasurer																							
																60	25.10%						
																127	53.13%						
																						
																239							
																52	21.75%						
																0	. 0%						
Rep. Commissioner General Land Office																							
																180	75.31%						
																						
																239							
																59	24.68%						
																0	. 0%						
Rep. Commissioner of Agriculture																							
																200	83.68%						
																						
																239							
																39	16.31%						
																0	. 0%						
Rep. Railroad Commissioner																							
																175	73.22%						
																						
																239							
																64	26.77%						
																0	. 0%						
Rep. Railroad Commissioner, Unexp. Term																							
																174	72.80%						
																						
																239							
																65	27.19%						
																0	. 0%						
Rep. Supreme Court Justice Plc. 1																							
																91	38.07%						
																104	43.51%						
																						
																239							
																44	18.41%						
																0	. 0%						
Rep. Supreme Court Justice Plc. 2																							
																68	28.45%						
																137	57.32%						
																						
																239							
																34	14.22%						
																0	. 0%						
Rep. Supreme Court Justice Plc. 3																							
																168	70.29%						
																						
																239							
																71	29.70%						
																0	. 0%						

REPUBLICAN GENERAL PRIMARY (March 8, 1994)		1	2	3	4	5	6	7	8	9	10	11	12	13	14
		Location and Number of Election Precinct													
Office	Names of Candidates														
Rep. Criminal Appeals Court Judge Plc. 1	Steve Mansfield					116									
	John S. Cossum					48									
	Total Votes Cast	239													
	Number Under Votes					75									
	Number Over Votes	0 . 0%													
Rep. Criminal Appeals Court Judge Plc. 2	Cathy Cochran Herasimchuk					47									
	Sharon Keller					51									
	Sam Bayless					81									
	Total Votes Cast	239													
	Number Under Votes					59									
	Number Over Votes	1 . 41%													
Rep. 1st Appeals Court Justice Plc. 1	Stephen Touchy					69									
	Tim Taft					102									
	Total Votes Cast	239													
	Number Under Votes					68									
	Number Over Votes	0 . 0%													
Rep. 1st Appeals Court Justice Plc. 3	Mamie Proctor					169									
	Total Votes Cast	239													
	Number Under Votes					70									
	Number Over Votes	0 . 0%													
Rep. 1st Appeals Court Justice Plc. 4	Adele Hedges					168									
	Total Votes Cast	239													
	Number Under Votes					71									
	Number Over Votes	0 . 0%													
Rep. 14th Appeals Court Justice Plc. 1	Harvey Hudson					170									
	Total Votes Cast	239													
	Number Under Votes					69									
	Number Over Votes	0 . 0%													
Rep. 14th Appeals Court Justice Plc. 2	Wanda McKee Fowler					99									
	Gary A. Hinchman					75									
	Total Votes Cast	239													
	Number Under Votes					65									
	Number Over Votes	0 . 0%													
Rep. 14th Appeals Court Justice Plc. 3	Richard Edelman					53									
	Frank Waltermire					33									
	Michael Landrum					83									
	Total Votes Cast	239													
	Number Under Votes					70									
	Number Over Votes	0 . 0%													

WALSHVILLE

15	16	17	18	19	20	21	22	23	24	25	26	27	28	29	30	31	32	Total No. Votes Cast	Majority Votes	REMARKS
----	----	----	----	----	----	----	----	----	----	----	----	----	----	----	----	----	----	----------------------	----------------	---------

Rep. 14th Appeals Court Justice Plc. 4
 Maurice Amidei 169 70.71%

 Total Votes Cast 239
 Number Under Votes 70 29.28%
 Number Over Votes 0 . 0%

Rep. 14th Appeals Court Justice Plc. 5
 John S. Anderson 175 73.22%

 Total Votes Cast 239
 Number Under Votes 64 26.77%
 Number Over Votes 0 . 0%

Rep. 14th Appeals Court Justice Plc. 6
 Leslie Ann Brock 174 72.80%

 Total Votes Cast 239
 Number Under Votes 65 27.19%
 Number Over Votes 0 . 0%

Rep. County Judge
 Dwight Dittmar 193 80.75%

 Total Votes Cast 239
 Number Under Votes 46 19.24%
 Number Over Votes 0 . 0%

Rep. Justice of the Peace Pct. 1
 Wayne Behlen 62 83.78%

 Total Votes Cast 74
 Number Under Votes 12 16.21%
 Number Over Votes 0 . 0%

Rep. County Chairman
 Jon K. Loessin 184 76.98%
 3 1.25%

 Total Votes Cast 239
 Number Under Votes 52 21.75%
 Number Over Votes 0 . 0%

Rep. Precinct Chairman Pct. 1
 Natalie A. Barnett 23 79.31%
 1 3.44%

 Total Votes Cast 29
 Number Under Votes 5 17.24%
 Number Over Votes 0 . 0%

Rep. Precinct Chairman Pct. 2
 Beverly Behlen 12 75.00%
 0 . 0%

 Total Votes Cast 16
 Number Under Votes 4 25.00%
 Number Over Votes 0 . 0%

REPUBLICAN GENERAL PRIMARY
(March 8, 1994)

1 2 3 4 5 6 7 8 9 10 11 12 13 14

Location and Number of Election Precinct

Office

Names of Candidates

Rep. Precinct Chairman Pct. 3
Fair Wells

3 100.00%
0 . 0%

.....
Total Votes Cast 3
Number Under Votes 0 . 0%
Number Over Votes 0 . 0%

Rep. Precinct Chairman Pct. 4
Jason B. Priesmeyer

19 90.47%
0 . 0%

.....
Total Votes Cast 21
Number Under Votes 2 9.52%
Number Over Votes 0 . 0%

Rep. Precinct Chairman Pct. 5
No Declared Candidates

0 . 0%
0 . 0%

.....
Total Votes Cast 6
Number Under Votes 6 100.00%
Number Over Votes 0 . 0%

Rep. Precinct Chairman Pct. 6
No Declared Candidates

0 . 0%
1 50.00%

.....
Total Votes Cast 2
Number Under Votes 1 50.00%
Number Over Votes 0 . 0%

Rep. Precinct Chairman Pct. 7
No Declared Candidates

0 . 0%
1 14.28%

.....
Total Votes Cast 7
Number Under Votes 6 85.71%
Number Over Votes 0 . 0%

Rep. Precinct Chairman Pct. 8
No Declared Candidates

0 . 0%
0 . 0%

.....
Total Votes Cast 2
Number Under Votes 2 100.00%
Number Over Votes 0 . 0%

Rep. Precinct Chairman Pct. 9
Wanda K. Sanders

15 83.33%
0 . 0%

.....
Total Votes Cast 18
Number Under Votes 3 16.66%
Number Over Votes 0 . 0%

WALRAVEN-DALLAS																Total No. Votes Cast	Majority Votes	REMARKS		
15	16	17	18	19	20	21	22	23	24	25	26	27	28	29	30	31	32			
Rep. Precinct Chairman Pct. 10																				
Ed. Maynard																14	93.33%			
-----																0	. 0%			
Total Votes Cast																15				
Number Under Votes																1	6.66%			
Number Over Votes																0	. 0%			
Rep. Precinct Chairman Pct. 11																				
Barry Douglas Rutta																3	75.00%			
-----																0	. 0%			
Total Votes Cast																4				
Number Under Votes																1	25.00%			
Number Over Votes																0	. 0%			
Rep. Precinct Chairman Pct. 12																				
No Declared Candidates																0	. 0%			
-----																0	. 0%			
Total Votes Cast																1				
Number Under Votes																1	100.00%			
Number Over Votes																0	. 0%			
Rep. Precinct Chairman Pct. 13																				
Jean Halfmann Ellis																24	75.00%			
-----																0	. 0%			
Total Votes Cast																32				
Number Under Votes																8	25.00%			
Number Over Votes																0	. 0%			
Rep. Precinct Chairman Pct. 14																				
No Declared Candidates																0	. 0%			
-----																0	. 0%			
Total Votes Cast																3				
Number Under Votes																3	100.00%			
Number Over Votes																0	. 0%			
Rep. Precinct Chairman Pct. 15																				
No Declared Candidates																0	. 0%			
-----																0	. 0%			
Total Votes Cast																1				
Number Under Votes																1	100.00%			
Number Over Votes																0	. 0%			
Rep. Precinct Chairman Pct. 16																				
No Declared Candidates																0	. 0%			
-----																0	. 0%			
Total Votes Cast																4				
Number Under Votes																4	100.00%			
Number Over Votes																0	. 0%			

REPUBLICAN GENERAL PRIMARY
(March 8, 1994)

1 2 3 4 5 6 7 8 9 10 11 12 13 14

Location and Number of Election Precinct

Office

Names of Candidates

Rep. Precinct Chairman Pct. 17
Steven Meinecke

44 78.57%
3 5.35%

.....
Total Votes Cast 56
Number Under Votes 9 16.07%
Number Over Votes 0 .0%

Rep. Precinct Chairman Pct. 18
Dorothy Leyendecker

17 89.47%
0 .0%

.....
Total Votes Cast 19
Number Under Votes 2 10.52%
Number Over Votes 0 .0%

Rep. Proposition - Handguns

Yes 166 69.45%
No 44 18.41%

.....
Total Votes Cast 239
Number Under Votes 29 12.13%
Number Over Votes 0 .0%

TOTAL BALLOTS CAST 4167

TOTAL TYPE 1 BALLOTS 3928
TOTAL TYPE 2 BALLOTS 239

DEMOCRATIC GENERAL PRIMARY (March 8, 1994)		1	2	3	4	5	6	7	8	9	10	11	12	13	14
Office	Names of Candidates	Location and Number of Election Precinct													

absentee

Status Summary March 8, 1994

**COLORADO COUNTY, TEXAS
 DEMOCRATIC PRIMARY MARCH 8, 1994**

Dem. U.S. Senator			
Jim Mattox	84	42.85%	
Michael A. Andrews	39	19.89%	
Richard Fisher	41	20.91%	
Evelyn K. Lantz	17	8.67%	
.....			
Total Votes Cast	196		
Number Under Votes	15	7.65%	
Number Over Votes	0	.0%	
Dem. U.S. Representative Dist. 14			
Greg Laughlin	152	77.55%	
.....			
Total Votes Cast	196		
Number Under Votes	44	22.44%	
Number Over Votes	0	.0%	
Dem. Governor			
Ann W. Richards	128	65.30%	
Gary Espinosa	46	23.46%	
.....			
Total Votes Cast	196		
Number Under Votes	22	11.22%	
Number Over Votes	0	.0%	
Dem. Lieutenant Governor			
Bob Bullock	139	70.91%	
.....			
Total Votes Cast	196		
Number Under Votes	57	29.08%	
Number Over Votes	0	.0%	
Dem. Attorney General			
Dan Morales	140	71.42%	
.....			
Total Votes Cast	196		
Number Under Votes	56	28.57%	
Number Over Votes	0	.0%	
Dem. Comptroller of Public Accounts			
John Sharp	141	71.93%	
.....			
Total Votes Cast	196		
Number Under Votes	55	28.06%	
Number Over Votes	0	.0%	
Dem. State Treasurer			
Grady Yarborough	63	32.14%	
Martha Whitehead	88	44.89%	
.....			
Total Votes Cast	196		
Number Under Votes	45	22.95%	
Number Over Votes	0	.0%	

WALWAGEN-DALLAS

15	16	17	18	19	20	21	22	23	24	25	26	27	28	29	30	31	32	Total No. Votes Cast	Majority Votes	REMARKS			
Dem. Commissioner General Land Office																							
																Garry Mauro	131	66.83%					
																						
																Total Votes Cast	196						
																Number Under Votes	65	33.16%					
																Number Over Votes	0	. 0%					
Dem. Commissioner of Agriculture																							
																Marvin Gregory	128	65.30%					
																						
																Total Votes Cast	196						
																Number Under Votes	68	34.69%					
																Number Over Votes	0	. 0%					
Dem. Railroad Commissioner																							
																James E. (Jim) Nugent	102	52.04%					
																Robert Earley	46	23.46%					
																						
																Total Votes Cast	196						
																Number Under Votes	48	24.48%					
																Number Over Votes	0	. 0%					
Dem. Railroad Commissioner Unexp. Term																							
																David Young	73	37.24%					
																Mary Scott Nabers	66	33.67%					
																						
																Total Votes Cast	196						
																Number Under Votes	57	29.08%					
																Number Over Votes	0	. 0%					
Dem. Supreme Court Justice Plc. 1																							
																Raul A. Gonzalez	36	18.36%					
																Bill Yarborough	48	24.48%					
																Rene Haas	72	36.73%					
																						
																Total Votes Cast	196						
																Number Under Votes	40	20.40%					
																Number Over Votes	0	. 0%					
Dem. Supreme Court Justice Plc. 2																							
																Alice Oliver Parrott	92	46.93%					
																Mike Westergren	42	21.42%					
																						
																Total Votes Cast	196						
																Number Under Votes	62	31.63%					
																Number Over Votes	0	. 0%					
Dem. Supreme Court Justice Plc. 3																							
																Margaret G. Mirabal	62	31.63%					
																Jimmy Carroll	70	35.71%					
																						
																Total Votes Cast	196						
																Number Under Votes	64	32.65%					
																Number Over Votes	0	. 0%					
Dem. Criminal Appeals Court Pres. Judge																							
																Charles F. (Charlie) Baird	63	32.14%					
																Mike McCormick	69	35.20%					
																						
																Total Votes Cast	196						
																Number Under Votes	64	32.65%					
																Number Over Votes	0	. 0%					

WALRAVEN-DALLAS

15	16	17	18	19	20	21	22	23	24	25	26	27	28	29	30	31	32	Total No. Votes Cast	Majority Votes	REMARKS																		
Dem. 14th Appeals Court Justice Plc. 1																																						
																71	36.22%																					
Bob Moore																21	10.71%																					
Henry E. Allee																36	18.36%																					
Ben G. Levy																																						
.....																196																						
Total Votes Cast																68	34.69%																					
Number Under Votes																0	. 0%																					
Number Over Votes																																						
Dem. 14th Appeals Court Justice Plc. 2																																						
Ross Sears																104	53.06%																					
.....																196																						
Total Votes Cast																92	46.93%																					
Number Under Votes																0	. 0%																					
Number Over Votes																																						
Dem. 14th Appeals Court Justice Plc. 3																																						
George Ellis																101	51.53%																					
.....																196																						
Total Votes Cast																95	48.46%																					
Number Under Votes																0	. 0%																					
Number Over Votes																																						
Dem. 14th Appeals Court Justice Plc. 4																																						
Joe L. Draughn																104	53.06%																					
.....																196																						
Total Votes Cast																92	46.93%																					
Number Under Votes																0	. 0%																					
Number Over Votes																																						
Dem. 14th Appeals Court Justice Plc. 5																																						
Ed Cogburn																106	54.08%																					
.....																196																						
Total Votes Cast																90	45.91%																					
Number Under Votes																0	. 0%																					
Number Over Votes																																						
Dem. 14th Appeals Court Justice Plc. 6																																						
Patrice Barron																58	29.59%																					
Carl Dudensing																52	26.53%																					
Henry L. Burkholder III																18	9.18%																					
.....																196																						
Total Votes Cast																68	34.69%																					
Number Under Votes																0	. 0%																					
Number Over Votes																																						
Dem. County Judge																																						
W.M. (Buddy) Anderson																23	11.73%																					
Barry White																60	30.61%																					
Vince Slominski																109	55.61%																					
.....																196																						
Total Votes Cast																4	2.04%																					
Number Under Votes																0	. 0%																					
Number Over Votes																																						
Dem. District Clerk																																						
Harvey G. Vornsand																149	76.02%																					
.....																196																						
Total Votes Cast																47	23.97%																					
Number Under Votes																0	. 0%																					
Number Over Votes																																						

WALRAVEN-DALLAS																																	Total No. Votes Cast	Majority Votes	REMARKS
15	16	17	18	19	20	21	22	23	24	25	26	27	28	29	30	31	32																		
																		Dem. Justice of the Peace Pct. 4																	
																		Mary Lou Szymanski														2	66.66%		
																																		
																		Total Votes Cast														3			
																		Number Under Votes														1	33.33%		
																		Number Over Votes														0	. 0%		
																		Dem. County Chairman																	
																		George Cason														131	66.83%		
																															2	1.02%		
																		Total Votes Cast														196			
																		Number Under Votes														63	32.14%		
																		Number Over Votes														0	. 0%		
																		Dem. Precinct Chairman Pct. 1																	
																		Gilbert Kiel														33	70.21%		
																															1	2.12%		
																		Total Votes Cast														47			
																		Number Under Votes														13	27.65%		
																		Number Over Votes														0	. 0%		
																		Dem. Precinct Chairman Pct. 2																	
																		No Declared Candidates														0	. 0%		
																															0	. 0%		
																		Total Votes Cast														9			
																		Number Under Votes														9	100.00%		
																		Number Over Votes														0	. 0%		
																		Dem. Precinct Chairman Pct. 3																	
																		No Declared Candidates														0	. 0%		
																															0	. 0%		
																		Total Votes Cast														0			
																		Number Under Votes														0	. 0%		
																		Number Over Votes														0	. 0%		
																		Dem. Precinct Chairman Pct. 4																	
																		No Declared Candidates														0	. 0%		
																															0	. 0%		
																		Total Votes Cast														4			
																		Number Under Votes														4	100.00%		
																		Number Over Votes														0	. 0%		
																		Dem. Precinct Chairman Pct. 5																	
																		Norbert W. Meismer														2	100.00%		
																															0	. 0%		
																		Total Votes Cast														2			
																		Number Under Votes														0	. 0%		
																		Number Over Votes														0	. 0%		
																		Dem. Precinct Chairman Pct. 6																	
																		No Declared Candidates														0	. 0%		
																															0	. 0%		
																		Total Votes Cast														3			
																		Number Under Votes														3	100.00%		
																		Number Over Votes														0	. 0%		

15	16	17	18	19	20	21	22	23	24	25	26	27	28	29	30	31	32	Total No. Votes Cast	Majority Votes	REMARKS	
Dem. Precinct Chairman Pct. 15																					
Beatrice G. Hill																			3	75.00%	
-----																			0	. 0%	
.....																					
Total Votes Cast																			4		
Number Under Votes																			1	25.00%	
Number Over Votes																			0	. 0%	
Dem. Precinct Chairman Pct. 16																					
No Declared Candidates																			0	. 0%	
-----																			0	. 0%	
.....																					
Total Votes Cast																			4		
Number Under Votes																			4	100.00%	
Number Over Votes																			0	. 0%	
Dem. Precinct Chairman Pct. 17																					
Tom Reed																			3	100.00%	
-----																			0	. 0%	
.....																					
Total Votes Cast																			3		
Number Under Votes																			0	. 0%	
Number Over Votes																			0	. 0%	
Dem. Precinct Chairman Pct. 18																					
No Declared Candidates																			0	. 0%	
-----																			2	7.14%	
.....																					
Total Votes Cast																			28		
Number Under Votes																			26	92.85%	
Number Over Votes																			0	. 0%	

DEMOCRATIC GENERAL PRIMARY (March 8, 1994)		1	2	3	4	5	6	7	8	9	10	11	12	13	14
Office	Names of Candidates	Location and Number of Election Precinct													
		Columbus	Grisham	Alton	Greenwood	Nada	Rock Island	Sheridan	Oakland	Winnam	Buescher	Shaw Bend	Pensky	Felsburg	Centz
Precinct #1 Chairman	Charlie Hercek	1													
County Pct. 1 Chairman	Rush Lindburgh	1													
	Zachary Nank	2													
	Barry White	2													
	Lanny Coleman	1													
Precinct #2 Chairman	Anita Kenick	2													
	Warren Wilburn		4												
	Raymond Heine		1												
Precinct #3 Chairman	Dustin		1												
	Norman Henderson, Jr.			1											
Precinct #4 Co. Chairman	Lawrence Stallman				1										
	Tom Reed				1										
Precinct #4 Chairman	Billy Ketchum III				3										
	Rudy Till, Jr.				1										
	Terrence Zentek				2										
Precinct #6 Co. Chairman	Wayne Dupre						2								
	Jay Reeves						1								
	Lennie Owens						2								
Precinct #6 Chairman	Doris Hager						5								
	Jack Fields							2							
Co. Chairman Precinct #7 Chairman	Betty Bauer							15							
	Joyce Ooms							1							
Precinct #9 Chairman	David Neugebauer							1							
	Laurie Kalous								1						
	Molly Rabe								1						
	Carl Kessel								1						
	Christine Wize								1						
	Jack Fields								2						
	Donnie Ward								1						
George Ellis								1							

DEMOCRATIC GENERAL PRIMARY
(March 8, 1994)

1 2 3 4 5 6 7 8 9 10 11 12 13 14

Location and Number
of Election Precinct

Columbus
Glidden
Alton
Grand
Acker
Rock Island
Freeman
Chapman
Winn
Buscher
Shaw Bend
Bosby
Ficksburg
Mentz

Office

Names of Candidates

Precinct #10
Chairman

Buddy Anderson
Gladys Paul
Tommy Salinas
Tom Skallman

1
1
1
1
1

Precinct #13
Chairman

Edward W. Hayward
Mickey House
Tatie

1
1

Precinct #14
Chairman

Karl Valenta
Mary G. Feely
Bill Phillips

1
13
2

Precinct #15
Chairman
Precinct #16
Chairman

Carolyn Penwick
Ivan Henke
Butch Stewart
JEAN HEUVENS

1

Precinct #17
Chairman

Gene Evans
Darrell Gertson
Tom Reed
Donald Duck
Kate Spalinger
Russell Thomas

Precinct #18
Chairman

Joe Zapaloe
Frank Steitz
Walt Rodgers
Willie Nelson
Gladys Legendesker
Teddy Conner
Elmer Steuss
Rev. Carl Evans
John Peters
Guy Cassell

MALVERN-DALLAS

15	16	17	18	19	20	21	22	23	24	25	26	27	28	29	30	31	32	Total No. Votes Cast	Majority Votes	REMARKS

Dreemede
Alleyton
Englelake
Loeth Columbus
Absentee

/

/

/

/

1

5

/

/

/

/

/

1

2

1

1

1

1

2

1

1

1

DEMOCRATIC GENERAL PRIMARY
(March 8, 1994)

1 2 3 4 5 6 7 8 9 10 11 12 13 14

Location and Number
of Election Precinct

Columbus
Gladden
Alton
Greenwood
Nada
Rock Island
Shezidon
Oakland
Weimar
Buescher
Straus Bend
Denshy
Freisburg
Meatz

Office

Names of Candidates

Precinct #18
Chairman

Virgie Niesner
Robert Niesner
Roger Dize
Vastine Dize
Kenny Finney
Brian Carter
Cecck & the hefendecker
Chris Klein
Tip Clark
Bill Waelley
Charles Dipple
Ben Schoe Mann

Precinct #5
Chairman

1

15	16	17	18	19	20	21	22	23	24	25	26	27	28	29	30	31	32	Total No. Votes Cast	Majority Votes	REMARKS

Beamedo
Alleyton
Eagle Lake
Loeth Columbus
Absentee

2
2
2
1
1
1
1
1
1
1

I, GEORGE CASON, COLORADO COUNTY CHAIRMAN OF THE DEMOCRATIC PARTY, SERVED AS CANVASSING AGENT TO CANVASS THE DEMOCRATIC PARTY GENERAL PRIMARY ELECTION OF MARCH 8, 1994.

I CERTIFY THE FIGURES ON THE PRECEDING PAGES CORRESPOND WITH THE FIGURES ON THE RETURNS AND THE CHANGES MADE WERE THE RESULT OF ADDING VOTES FROM PRECINCT No. 1 AND PRECINCT No. 16 BECAUSE OF XEROXED BALLOTS MADE WHEN THEY RAN OUT.

WITNESS MY HAND THIS 10th DAY OF MARCH, 1994.

George Cason
 George Cason
 Democratic Chairman
 Colorado County, Texas

REPUBLICAN GENERAL PRIMARY (March 8, 1994)		1	2	3	4	5	6	7	8	9	10	11	12	13	14
Office	Names of Candidates														

Absentee

*Republican
Primary
at
Statue*

COLORADO COUNTY, TEXAS
REPUBLICAN PRIMARY MARCH 8, 1994

Rep. U.S. Senator			
Roger Henson	0	. 0%	
Tom Spink	0	. 0%	
Kay Bailey Hutchison	22	95.65%	
Stephen Hopkins	1	4.34%	
Ernest J. Schmidt	0	. 0%	
M. Troy Mata	0	. 0%	
James C. Currey	0	. 0%	
.....			
Total Votes Cast	23		
Number Under Votes	0	. 0%	
Number Over Votes	0	. 0%	
Rep. U.S. Representative Dist. 14			
Ed Baker	8	34.78%	
Jim Deats	7	30.43%	
.....			
Total Votes Cast	23		
Number Under Votes	8	34.78%	
Number Over Votes	0	. 0%	
Rep. Governor			
Ray Hollis	3	13.04%	
George W. Bush	19	82.60%	
.....			
Total Votes Cast	23		
Number Under Votes	1	4.34%	
Number Over Votes	0	. 0%	
Rep. Lieutenant Governor			
H.J. (Tex) Lezar	14	60.86%	
.....			
Total Votes Cast	23		
Number Under Votes	9	39.13%	
Number Over Votes	0	. 0%	
Rep. Attorney General			
Patricia (Pat) Lykos	9	39.13%	
Tony Garza	7	30.43%	
John Marshall	2	8.69%	
Don Wittig	2	8.69%	
.....			
Total Votes Cast	23		
Number Under Votes	3	13.04%	
Number Over Votes	0	. 0%	

WALWAGEN-DALLAS

15	16	17	18	19	20	21	22	23	24	25	26	27	28	29	30	31	32	Total No. Votes Cast	Majority Votes	REMARKS
----	----	----	----	----	----	----	----	----	----	----	----	----	----	----	----	----	----	----------------------	----------------	---------

Rep. Supreme Court Justice Plc. 3
 Priscilla Owen 14 60.86%

 Total Votes Cast 23
 Number Under Votes 9 39.13%
 Number Over Votes 0 . 0%

Rep. Criminal Appeals Court Judge Plc. 1
 Steve Mansfield 8 34.78%
 John S. Cossum 7 30.43%

 Total Votes Cast 23
 Number Under Votes 8 34.78%
 Number Over Votes 0 . 0%

Rep. Criminal Appeals Court Judge Plc. 2
 Cathy Cochran Herasimchuk 3 13.04%
 Sharon Keller 5 21.73%
 Sam Bayless 7 30.43%

 Total Votes Cast 23
 Number Under Votes 8 34.78%
 Number Over Votes 0 . 0%

Rep. 1st Appeals Court Justice Plc. 1
 Stephen Touchy 5 21.73%
 Tim Taft 10 43.47%

 Total Votes Cast 23
 Number Under Votes 8 34.78%
 Number Over Votes 0 . 0%

Rep. 1st Appeals Court Justice Plc. 3
 Mamie Proctor 17 73.91%

 Total Votes Cast 23
 Number Under Votes 6 26.08%
 Number Over Votes 0 . 0%

Rep. 1st Appeals Court Justice Plc. 4
 Adele Hedges 17 73.91%

 Total Votes Cast 23
 Number Under Votes 6 26.08%
 Number Over Votes 0 . 0%

Rep. 14th Appeals Court Justice Plc. 1
 Harvey Hudson 16 69.56%

 Total Votes Cast 23
 Number Under Votes 7 30.43%
 Number Over Votes 0 . 0%

Rep. 14th Appeals Court Justice Plc. 2
 Wanda McKee Fowler 5 21.73%
 Gary A. Hinchman 11 47.82%

 Total Votes Cast 23
 Number Under Votes 7 30.43%
 Number Over Votes 0 . 0%

9

REPUBLICAN GENERAL PRIMARY
(March 8, 1994)

1 2 3 4 5 6 7 8 9 10 11 12 13 14

Location and Number of Election Precinct

Office

Names of Candidates

Rep. Comptroller of Public Accounts

Teresa Doggett 15 65.21%

.....
Total Votes Cast 23
Number Under Votes 8 34.78%
Number Over Votes 0 . 0%

Rep. State Treasurer

Mike Wolfe 4 17.39%
David Hartman 11 47.82%

.....
Total Votes Cast 23
Number Under Votes 8 34.78%
Number Over Votes 0 . 0%

Rep. Commissioner General Land Office

Marta Greytak 17 73.91%

.....
Total Votes Cast 23
Number Under Votes 6 26.08%
Number Over Votes 0 . 0%

Rep. Commissioner of Agriculture

Rick Perry 19 82.60%

.....
Total Votes Cast 23
Number Under Votes 4 17.39%
Number Over Votes 0 . 0%

Rep. Railroad Commissioner

Charles R. Matthews 17 73.91%

.....
Total Votes Cast 23
Number Under Votes 6 26.08%
Number Over Votes 0 . 0%

Rep. Railroad Commissioner Unexp. Term

Carole Keeton Rylander 17 73.91%

.....
Total Votes Cast 23
Number Under Votes 6 26.08%
Number Over Votes 0 . 0%

Rep. Supreme Court Justice Plc. 1

George Busch 6 26.08%
Oliver S. Kitzman 12 52.17%

.....
Total Votes Cast 23
Number Under Votes 5 21.73%
Number Over Votes 0 . 0%

Rep. Supreme Court Justice Plc. 2

Charles Ben Howell 3 13.04%
Nathan L. Hecht 15 65.21%

.....
Total Votes Cast 23
Number Under Votes 5 21.73%
Number Over Votes 0 . 0%

WALRAVEN-DALLAS																																Total No. Votes Cast	Majority Votes	REMARKS
15	16	17	18	19	20	21	22	23	24	25	26	27	28	29	30	31	32																	
Rep. 14th Appeals Court Justice Plc. 3																		5	21.73%															
Richard Edelman																		5	21.73%															
Frank Waltermire																		5	21.73%															
Michael Landrum																		5	21.73%															
.....																		23																
Total Votes Cast																		8	34.78%															
Number Under Votes																		0	. 0%															
Number Over Votes																																		
Rep. 14th Appeals Court Justice Plc. 4																		15	65.21%															
Maurice Amidei																																		
.....																		23																
Total Votes Cast																		8	34.78%															
Number Under Votes																		0	. 0%															
Number Over Votes																																		
Rep. 14th Appeals Court Justice Plc. 5																		16	69.56%															
John S. Anderson																																		
.....																		23																
Total Votes Cast																		7	30.43%															
Number Under Votes																		0	. 0%															
Number Over Votes																																		
Rep. 14th Appeals Court Justice Plc. 6																		17	73.91%															
Leslie Ann Brock																																		
.....																		23																
Total Votes Cast																		6	26.08%															
Number Under Votes																		0	. 0%															
Number Over Votes																																		
Rep. County Judge																		19	82.60%															
Dwight Dittmar																																		
.....																		23																
Total Votes Cast																		4	17.39%															
Number Under Votes																		0	. 0%															
Number Over Votes																																		
Rep. Justice of the Peace Pct. 1																		6	85.71%															
Wayne Behlen																																		
.....																		7																
Total Votes Cast																		1	14.28%															
Number Under Votes																		0	. 0%															
Number Over Votes																																		
Rep. County Chairman																		18	78.26%															
Jon K. Loessin																		0	. 0%															
.....																		23																
Total Votes Cast																		5	21.73%															
Number Under Votes																		0	. 0%															
Number Over Votes																																		

WALRAVEN-DALLAS

15	16	17	18	19	20	21	22	23	24	25	26	27	28	29	30	31	32	Total No. Votes Cast	Majority Votes	REMARKS		
																		Rep. Precinct Chairman Pct. 9				
																		Wanda K. Sanders		1	50.00%	
																				0	. 0%	

																		Total Votes Cast		2		
																		Number Under Votes		1	50.00%	
																		Number Over Votes		0	. 0%	
																		Rep. Precinct Chairman Pct. 10				
																		Ed. Maynard		4	100.00%	
																				0	. 0%	

																		Total Votes Cast		4		
																		Number Under Votes		0	. 0%	
																		Number Over Votes		0	. 0%	
																		Rep. Precinct Chairman Pct. 11				
																		Barry Douglas Rutta		0	. 0%	
																				0	. 0%	

																		Total Votes Cast		0		
																		Number Under Votes		0	. 0%	
																		Number Over Votes		0	. 0%	
																		Rep. Precinct Chairman Pct. 12				
																		No Declared Candidates		0	. 0%	
																				0	. 0%	

																		Total Votes Cast		1		
																		Number Under Votes		1	100.00%	
																		Number Over Votes		0	. 0%	
																		Rep. Precinct Chairman Pct. 13				
																		Jean Halfmann Ellis		1	100.00%	
																				0	. 0%	

																		Total Votes Cast		1		
																		Number Under Votes		0	. 0%	
																		Number Over Votes		0	. 0%	
																		Rep. Precinct Chairman Pct. 14				
																		No Declared Candidates		0	. 0%	
																				0	. 0%	

																		Total Votes Cast		0		
																		Number Under Votes		0	. 0%	
																		Number Over Votes		0	. 0%	
																		Rep. Precinct Chairman Pct. 15				
																		No Declared Candidates		0	. 0%	
																				0	. 0%	

																		Total Votes Cast		1		
																		Number Under Votes		1	100.00%	
																		Number Over Votes		0	. 0%	

Return of Republican General Primary Election, Held in Colorado County, Texas
 "Write-Ins"

Republican General Primary
 March 8, 1994

1 2 3 4 5 6 7 8 9 10 11 12 13 14

Location and Number
 of Election Precinct

Colombus
 Golden
 Altair
 Garwood
 Noda
 Rock Island
 Sheridan
 Oakland
 Waimo
 Busschee
 Louis Bend
 Bessy
 Fessburg
 Wente

Office

Names of Candidates

Precinct #1
 Chairman
 Precinct #6
 Chairman
 Precinct #7
 Chairman
 Precinct #9
 Chairman
 County Chairman
 Precinct #17
 Chairman
 Precinct #17
 Chairman
 Precinct #17
 County Chairman
 Precinct #17
 County Chairman

Beverly Behlen
 Lynda S. Goodman
 Jesse A. Evans, Jr.
 Wanda Sanders
 Mack Anderson
 Rebecca Anderson
 Steven Weinecke
 Mack Anderson

1

2

1

1

DEMOCRATIC PRIMARY RUNOFF (1) REPUBLICIAN PRIMARY RUNOFF (2)		Location and Number of Election Precinct	1	2	3	4	5	6	7	8	9	10	11	12	13	14
Office	Names of Candidates															

COLORADO COUNTY, TEXAS
PRIMARY RUNOFF APRIL 12, 1994

Total Number Voting 63
Precincts Reporting 0 of 18 . 0%

DEM. UNITED STATES SENATOR
JIM MATTOX 28 49.12%
RICHARD FISHER 27 47.36%

.....
Total Votes Cast 57
Number Under Votes 2 3.50%
Number Over Votes 0 . 0%

DEM. SUPREME COURT JUSTICE PLC. 1
RENE HAAS 31 54.38%
RAUL A. GONZALEZ 25 43.85%

.....
Total Votes Cast 57
Number Under Votes 1 1.75%
Number Over Votes 0 . 0%

DEM. CRIMINAL APPEALS COURT JUDGE PLC. 2
GENE KELLY 18 31.57%
BETTY MARSHALL 31 54.38%

.....
Total Votes Cast 57
Number Under Votes 8 14.03%
Number Over Votes 0 . 0%

DEM. 1ST APPEALS COURT JUSTICE PLC. 1
HELEN CASSIDY 33 57.89%
JACK LEE 16 28.07%

.....
Total Votes Cast 57
Number Under Votes 8 14.03%
Number Over Votes 0 . 0%

DEM. 14TH APPEALS COURT JUSTICE PLC. 1
BOB MOORE 30 52.63%
BEN G. LEVY 17 29.82%

.....
Total Votes Cast 57
Number Under Votes 10 17.54%
Number Over Votes 0 . 0%

WALWYEN-DALLAS

15	16	17	18	19	20	21	22	23	24	25	26	27	28	29	30	31	32	Total No. Votes Cast	Majority Votes	REMARKS
----	----	----	----	----	----	----	----	----	----	----	----	----	----	----	----	----	----	----------------------	----------------	---------

DEM. 14TH APPEALS COURT JUSTICE PLC. 6
 PATFICE BARRON 23 40.35%
 CARL DUDENSING 27 47.36%

 Total Votes Cast 57
 Number Under Votes 7 12.28%
 Number Over Votes 0 . 0%

REP. ATTORNEY GENERAL
 PATRICIA (PAT) LYKOS 5 83.33%
 DON WITTIG 0 . 0%

 Total Votes Cast 6
 Number Under Votes 1 16.66%
 Number Over Votes 0 . 0%

REP. CRIMINAL APPEALS COURT JUDGE PLC. 2
 SHARON KELLER 4 66.66%
 SAM BAYLESS 2 33.33%

 Total Votes Cast 6
 Number Under Votes 0 . 0%
 Number Over Votes 0 . 0%

REP. 14TH APPEALS COURT JUSTICE PLC. 3
 RICHARD EDELMAN 1 16.66%
 MICHAEL LANDRUM 4 66.66%

 Total Votes Cast 6
 Number Under Votes 1 16.66%
 Number Over Votes 0 . 0%

TOTAL BALLOTS CAST 63
 TOTAL TYPE 1 BALLOTS 57
 TOTAL TYPE 2 BALLOTS 6

DEMOCRATIC PRIMARY RUNOFF (1)
 REPUBLICAN PRIMARY RUNOFF (2)

1 2 3 4 5 6 7 8 9 10 11 12 13 14

Location and Number of Election Precinct

Office

Names of Candidates

States

COLORADO COUNTY, TEXAS
 PRIMARY RUNOFF APRIL 12, 1994

Total Number Voting 1091
 Precincts Reporting 18 of 18 100.00%

DEM. UNITED STATES SENATOR

JIM MATTOX 463 44.90%
 RICHARD FISHER 566 53.92%

.....
 Total Votes Cast 1031
 Number Under Votes 12 1.16%
 Number Over Votes 0 .0%

DEM. SUPREME COURT JUSTICE PLC. 1

RENE HAAS 469 45.48%
 RAUL A. GONZALEZ 537 52.00%

.....
 Total Votes Cast 1031
 Number Under Votes 25 2.42%
 Number Over Votes 0 .0%

DEM. CRIMINAL APPEALS COURT JUDGE PLC. 2

GENE KELLY 437 42.38%
 BETTY MARSHALL 438 42.48%

.....
 Total Votes Cast 1031
 Number Under Votes 156 15.13%
 Number Over Votes 0 .0%

DEM. 1ST APPEALS COURT JUSTICE PLC. 1

HELEN CASSIDY 499 48.39%
 JACK LEE 351 34.04%

.....
 Total Votes Cast 1031
 Number Under Votes 181 17.55%
 Number Over Votes 0 .0%

DEM. 14TH APPEALS COURT JUSTICE PLC. 1

BOB MOORE 593 57.51%
 BEN G. LEVY 241 23.37%

.....
 Total Votes Cast 1031
 Number Under Votes 197 19.10%
 Number Over Votes 0 .0%

DEM. 14TH APPEALS COURT JUSTICE PLC. 6

PATRICE BARRON 441 42.77%
 CARL DUDENSING 464 45.00%

.....
 Total Votes Cast 1031
 Number Under Votes 126 12.22%
 Number Over Votes 0 .0%

WALFAVEN-DALLAS

15	16	17	18	19	20	21	22	23	24	25	26	27	28	29	30	31	32	Total No. Votes Cast	Majority Votes	REMARKS
----	----	----	----	----	----	----	----	----	----	----	----	----	----	----	----	----	----	----------------------	----------------	---------

REP. ATTORNEY GENERAL
 PATRICIA (PAT) LYKOS 38 63.33%
 DON WITTIG 21 35.00%

.....
 Total Votes Cast 60
 Number Under Votes 1 1.66%
 Number Over Votes 0 .0%

REP. CRIMINAL APPEALS COURT JUDGE PLC. 2
 SHARON KELLER 29 48.33%
 SAM BAYLESS 29 48.33%

.....
 Total Votes Cast 60
 Number Under Votes 2 3.33%
 Number Over Votes 0 .0%

REP. 14TH APPEALS COURT JUSTICE PLC. 3
 RICHARD EDELMAN 19 31.66%
 MICHAEL LANDRUM 37 61.66%


.....
 Total Votes Cast 60
 Number Under Votes 4 6.66%
 Number Over Votes 0 .0%


TOTAL BALLOTS CAST 1091

TOTAL TYPE 1 BALLOTS 1031
 TOTAL TYPE 2 BALLOTS 60

I, George Cason, Colorado County Chairman of the Democratic Party and I, Jon Loessin, Colorado County Chariman of the Republican Party, served as canvassing agent to canvass the "Primary Runoff" Election, held on April 12, 1994.

I certify the figures on the preceding pages correspond with the figures on the returns.


 George Cason
 Democratic Chairman
 Colorado County, Tx.


 Jon Loessin
 Republican Chairman
 Colorado County, Tx.

GENERAL ELECTION

NOV. 8, 1994

Location and Number of Election Precinct

1 2 3 4 5 6 7 8 9 10 11 12 13 14

Office

Names of Candidates

COLORADO COUNTY, TEXAS
GENERAL ELECTION NOVEMBER 8, 1994

states summary

Total Number Voting 5857
Precincts Reporting 18 of 18 100.00%

Straight Party

Democratic -D 1139 19.44%
Republican -R 682 11.64%
Libertarian -L 35 .59%

.....
Total Votes Cast 5857
Number Under Votes 4001 68.31%
Number Over Votes 0 .0%

U.S. Senator

Richard Fisher -D 2122 36.23%
Kay Bailey Hutchison -R 3538 60.40%
Pierre Blondeau -L 34 .58%

.....
Total Votes Cast 5857
Number Under Votes 163 2.78%
Number Over Votes 0 .0%

U.S. Representative, District 14

Greg Laughlin -D 3469 59.22%
Jim Deats -R 2143 36.58%

.....
Total Votes Cast 5857
Number Under Votes 245 4.18%
Number Over Votes 0 .0%

Governor

Ann W. Richards -D 2346 40.05%
George W. Bush -R 3433 58.61%
Keary Ehlers -L 29 .49%

.....
Total Votes Cast 5857
Number Under Votes 49 .83%
Number Over Votes 0 .0%

Lieutenant Governor

Bob Bullock -D 3909 66.74%
H.J. (Tex) Lezar -R 1736 29.63%

.....
Total Votes Cast 5857
Number Under Votes 212 3.61%
Number Over Votes 0 .0%

Attorney General

Dan Morales -D 3398 58.01%
Don Wittig -R 2065 35.25%
Vicki Flores -L 100 1.70%

.....
Total Votes Cast 5857
Number Under Votes 294 5.01%
Number Over Votes 0 .0%

15	16	17	18	19	20	21	22	23	24	25	26	27	28	29	30	31	32	Total No. Votes Cast	Majority Votes	REMARKS
----	----	----	----	----	----	----	----	----	----	----	----	----	----	----	----	----	----	----------------------	----------------	---------

Comptroller of Public Accounts

John Sharp -D 3649 62.30%

Teresa Doggett -R 1860 31.75%

.....
 Total Votes Cast 5857
 Number Under Votes 348 5.94%
 Number Over Votes 0 .0%

State Treasurer

Martha Whitehead -D 2894 49.41%

David Hartman -R 2462 42.03%

.....
 Total Votes Cast 5857
 Number Under Votes 501 8.55%
 Number Over Votes 0 .0%

Commissioner of the General Land Office

Garry Mauro -D 3063 52.29%

Marta Greytak -R 2238 38.21%

David C. Chow -L 78 1.33%

.....
 Total Votes Cast 5857
 Number Under Votes 478 8.16%
 Number Over Votes 0 .0%

Commissioner of Agriculture

Marvin Gregory -D 1757 29.99%

Rick Perry -R 3661 62.50%

Clyde L. Garland -L 70 1.19%

.....
 Total Votes Cast 5857
 Number Under Votes 369 6.30%
 Number Over Votes 0 .0%

Railroad Commissioner

James E. (Jim) Nugent -D 3037 51.85%

Charles R. Matthews -R 2221 37.92%

Rick Draheim -L 77 1.31%

.....
 Total Votes Cast 5857
 Number Under Votes 522 8.91%
 Number Over Votes 0 .0%

Railroad Commissioner, Unexpired Term

Mary Scott Nabers -D 2606 44.49%

Carole Keeton Rylander -R 2549 43.52%

Buster Crabb -L 152 2.59%

.....
 Total Votes Cast 5857
 Number Under Votes 550 9.39%
 Number Over Votes 0 .0%

Justice, Supreme Court, Place 1

Raul A. Gonzalez -D 3747 63.97%

John B. Hawley -L 705 12.03%

.....
 Total Votes Cast 5857
 Number Under Votes 1405 23.98%
 Number Over Votes 0 .0%

GENERAL ELECTION

NOVEMBER 8, 1994

Location and Number of Election Precinct

1 2 3 4 5 6 7 8 9 10 11 12 13 14

Office

Names of Candidates

Justice, Supreme Court, Place 2

Alice Oliver Parratt -D 2435 41.57%

Nathan L. Hecht -R 2785 47.54%

.....
Total Votes Cast 5857
Number Under Votes 637 10.87%
Number Over Votes 0 .0%

Justice, Supreme Court, Place 3

Jimmy Carroll -D 2426 41.42%

Priscilla Owen -R 2708 46.23%

.....
Total Votes Cast 5857
Number Under Votes 723 12.34%
Number Over Votes 0 .0%

Criminal Appeals Court Presiding Judge

Mike McCormick -D 3666 62.59%

.....
Total Votes Cast 5857
Number Under Votes 2191 37.40%
Number Over Votes 0 .0%

Criminal Appeals Court Judge, Place 1

Charles F. Campbell -D 2536 43.29%

Steve Mansfield -R 2467 42.12%

.....
Total Votes Cast 5857
Number Under Votes 854 14.58%
Number Over Votes 0 .0%

Criminal Appeals Court Judge, Place 2

Betty Marshall -D 2490 42.51%

Sharon Keller -R 2474 42.24%

.....
Total Votes Cast 5857
Number Under Votes 893 15.24%
Number Over Votes 0 .0%

State Senator, District 18

Ken Armbrister -D 3742 63.88%

.....
Total Votes Cast 5857
Number Under Votes 2115 36.11%
Number Over Votes 0 .0%

State Representative, District 28

Robert M. Saunders -D 4130 70.51%

.....
Total Votes Cast 5857
Number Under Votes 1727 29.48%
Number Over Votes 0 .0%

1st Appeals Court Justice, Place 1

Helen Cassidy -D 2598 44.35%

Tim Taft -R 2362 40.32%

.....
Total Votes Cast 5857
Number Under Votes 897 15.31%
Number Over Votes 0 .0%

WALHAVEN-DALLAS														Total No. Votes Cast	Majority Votes	REMARKS				
15	16	17	18	19	20	21	22	23	24	25	26	27	28	29	30	31	32			
1st Appeals Court Justice, Place 2																				
M.B. "Murry" Cohen -D																		3610	61.63%	
..... Total Votes Cast																		5857		
Number Under Votes																		2247	38.36%	
Number Over Votes																		0	.0%	
1st Appeals Court Justice, Place 3																				
Michol Mary O'Connor -D																		3140	53.61%	
Mamie Proctor -R																		1911	32.62%	
..... Total Votes Cast																		5857		
Number Under Votes																		806	13.76%	
Number Over Votes																		0	.0%	
1st Appeals Court Justice, Place 4																				
Adele Hedges -R																		3467	59.19%	
..... Total Votes Cast																		5857		
Number Under Votes																		2390	40.80%	
Number Over Votes																		0	.0%	
1st Appeals Court Justice, Place 5																				
Eric Andell -D																		3650	62.31%	
..... Total Votes Cast																		5857		
Number Under Votes																		2207	37.68%	
Number Over Votes																		0	.0%	
14th Appeals Court Justice, Place 1																				
Eob Moore -D																		2651	45.26%	
Harvey Hudson -R																		2317	39.55%	
..... Total Votes Cast																		5857		
Number Under Votes																		889	15.17%	
Number Over Votes																		0	.0%	
14th Appeals Court Justice, Place 2																				
Ross Sears -D																		2556	43.64%	
Wanda McKee Fowler -R																		2450	41.83%	
..... Total Votes Cast																		5857		
Number Under Votes																		851	14.52%	
Number Over Votes																		0	.0%	
14th Appeals Court Justice, Place 3																				
George Ellis -D																		2512	42.88%	
Richard Edelman -R																		2471	42.18%	
..... Total Votes Cast																		5857		
Number Under Votes																		874	14.92%	
Number Over Votes																		0	.0%	

GENERAL ELECTION
NOVEMBER 8, 1994

Location and Number of Election Precinct

1 2 3 4 5 6 7 8 9 10 11 12 13 14

Office

Names of Candidates

14th Appeals Court Justice, Place 4

Joe L. Draughn -D 2826 48.24%
 Maurice Amidei -R 2072 35.37%

 Total Votes Cast 5857
 Number Under Votes 959 16.37%
 Number Over Votes 0 . 0%

14th Appeals Court Justice, Place 5

Ed Cogburn -D 2440 41.65%
 John S. Anderson -R 2548 43.50%

 Total Votes Cast 5857
 Number Under Votes 869 14.83%
 Number Over Votes 0 . 0%

14th Appeals Court Justice, Place 6

Patrice Barron -D 2495 42.59%
 Leslie Ann Brock -R 2430 41.48%

 Total Votes Cast 5857
 Number Under Votes 932 15.91%
 Number Over Votes 0 . 0%

County Judge

Vince Slominski -D 3864 65.97%
 Dwight Dittman -R 1878 32.06%

 Total Votes Cast 5857
 Number Under Votes 115 1.96%
 Number Over Votes 0 . 0%

County Attorney, Unexpired Term

John Moore -D 4094 69.89%

 Total Votes Cast 5857
 Number Under Votes 1763 30.10%
 Number Over Votes 0 . 0%

District Clerk

Harvey G. Vornsand -D 4317 73.70%

 Total Votes Cast 5857
 Number Under Votes 1540 26.29%
 Number Over Votes 0 . 0%

County Clerk

Darlene Hayek -D 4389 74.93%

 Total Votes Cast 5857
 Number Under Votes 1468 25.06%
 Number Over Votes 0 . 0%

County Treasurer

Joyce M. Stancik -D 4347 74.21%

 Total Votes Cast 5857
 Number Under Votes 1510 25.78%
 Number Over Votes 0 . 0%

15	16	17	18	19	20	21	22	23	24	25	26	27	28	29	30	31	32	Total No. Votes Cast	Majority Votes	REMARKS	
County Surveyor																					
Leonard W. Frank -D																			4278	73.04%	
.....																					
Total Votes Cast																			5857		
Number Under Votes																			1579	26.95%	
Number Over Votes																			0	.0%	
County Commissioner, Precinct No. 2																					
Johnnie Elstner -D																			1150	76.20%	
.....																					
Total Votes Cast																			1509		
Number Under Votes																			359	23.79%	
Number Over Votes																			0	.0%	
County Commissioner, Precinct No. 4																					
Leon (Sonny) Spanihel -D																			787	76.78%	
.....																					
Total Votes Cast																			1025		
Number Under Votes																			238	23.21%	
Number Over Votes																			0	.0%	
Justice of the Peace, Precinct No. 1																					
Dodie Dungen -D																			829	50.15%	
Wayne Behlen -R																			740	44.76%	
.....																					
Total Votes Cast																			1653		
Number Under Votes																			84	5.08%	
Number Over Votes																			0	.0%	
Justice of the Peace, Precinct No. 2																					
Ed. Hanzelka, Jr. -D																			1183	78.39%	
.....																					
Total Votes Cast																			1509		
Number Under Votes																			326	21.60%	
Number Over Votes																			0	.0%	
Justice of the Peace, Precinct No. 3																					
Francis J. Truchard -D																			1025	61.37%	
.....																					
Total Votes Cast																			1670		
Number Under Votes																			645	38.62%	
Number Over Votes																			0	.0%	
Justice of the Peace, Precinct No. 4																					
Mary Lou Szymanski -D																			787	76.78%	
.....																					
Total Votes Cast																			1025		
Number Under Votes																			238	23.21%	
Number Over Votes																			0	.0%	
TOTAL BALLOTS CAST																			5857		
TOTAL TYPE 1 BALLOTS																			5857		

GENERAL ELECTION
 NOVEMBER 8, 1994
 "EARLY VOTING"

Location and Number of Election Precinct

1 2 3 4 5 6 7 8 9 10 11 12 13 14

COLORADO COUNTY, TEXAS
 GENERAL ELECTION NOVEMBER 8, 1994

Total Number Voting 664
 Precincts Reporting 0 of 18 . 0%

Only 18

Straight Party
 Democratic -D 98 44.54%
 Republican -R 122 55.45%
 Libertarian -L 0 . 0%

U.S. Senator
 Richard Fisher -D 211 32.41%
 Kay Bailey Hutchison -R 437 67.12%
 Pierre Blondeau -L 3 .46%

U.S. Representative, District 14
 Greg Laughlin -D 342 54.45%
 Jim Deats -R 286 45.54%

Governor
 Ann W. Richards -I 229 34.85%
 George W. Bush -R 422 64.23%
 Keary Ehlers -L 6 .91%

Lieutenant Governor
 Bob Bullock -D 386 59.84%
 H.J. (Tex) Lezar -R 259 40.15%

Attorney General
 Dan Morales -D 317 49.68%
 Don Wittig -R 308 48.27%
 Vicki Flores -L 13 2.03%

Comptroller of Public Accounts
 John Sharp -D 356 56.96%
 Teresa Doggett -R 269 43.04%

State Treasurer
 Martha Whitehead -D 262 42.88%
 David Hartman -R 349 57.11%


Commissioner of the General Land Office
 Garry Mauro -D 284 45.95%
 Marta Greytok -R 319 51.61%
 David C. Chow -L 15 2.42%

Commissioner of Agriculture
 Marvin Gregory -D 162 25.92%
 Rick Perry -R 452 72.32%
 Clyde L. Garland -L 11 1.76%

Railroad Commissioner
 James E. (Jim) Nugent -D 279 45.96%
 Charles R. Matthews -R 312 51.40%
 Rick Draheim -L 16 2.63%

WALRAVEN-DALLAS

15	16	17	18	19	20	21	22	23	24	25	26	27	28	29	30	31	32	Total No. Votes Cast	Majority Votes	REMARKS		
Railroad Commissioner, Unexpired Term																						
																		251	40.68%			
																		345	55.91%			
																		21	3.40%			
Justice, Supreme Court, Place 1																						
																		376	80.68%			
																		90	19.31%			
Justice, Supreme Court, Place 2																						
																		225	37.19%			
																		380	62.80%			
Justice, Supreme Court, Place 3																						
																		221	37.52%			
																		368	62.47%			
Criminal Appeals Court Presiding Judge																						
																		353	100.00%			
Criminal Appeals Court Judge, Place 1																						
																		244	41.92%			
																		338	58.07%			
Criminal Appeals Court Judge, Place 2																						
																		235	40.94%			
																		339	59.05%			
State Senator, District 18																						
																		368	100.00%			
State Representative, District 28																						
																		406	100.00%			
1st Appeals Court Justice, Place 1																						
																		229	39.75%			
																		347	60.24%			
1st Appeals Court Justice, Place 2																						
																		347	100.00%			
1st Appeals Court Justice, Place 3																						
																		282	48.28%			
																		302	51.71%			
1st Appeals Court Justice, Place 4																						
																		423	100.00%			
1st Appeals Court Justice, Place 5																						
																		353	100.00%			
14th Appeals Court Justice, Place 1																						
																		237	41.28%			
																		337	58.71%			

15	16	17	18	19	20	21	22	23	24	25	26	27	28	29	30	31	32	Total No. Votes Cast	Majority Votes	REMARKS
<p>TOTAL REGISTERED VOTERS ----- 10,164</p> <p>I, the County Judge of Colorado County, Texas, met with the Commissioners' Court sitting as canvassing board to canvass the "GENERAL ELECTION" of November 8, 1994</p> <p>I certify that on this date, November 14, 1994, the figures of the AIS tabulations correspond with the figures on the returns.</p> <p style="text-align: right;">  COUNTY JUDGE, COLORADO COUNTY, TX. </p>																				

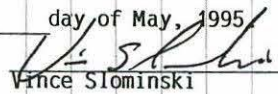
Special Election Rice Hospital District		May 6, 1995													
		Location and Number of Election Precinct													
		1	2	3	4	5	6	7	8	9	10	11	12	13	14
Office	Names of Candidates	COLUMBUS	ALTAIR	GARWOOD	NADA	ROCK ISLAND	SHERIDAN								
"The creation of the Rice Hospital District and the levy of annual taxes for hospital purposes at a rate not to exceed (40) cents on each one hundred (100) dollars valuation of all taxable property in the district." EARLY VOTING	FOR:	0	7	43	10	23	41								
	AGAINST:	2	2	189	119	25	78								
	FOR:			4	1	3	4								
	AGAINST:			3		1	1								

WALRAVEN-DALLAS

15	16	17	18	19	20	21	22	23	24	25	26	27	28	29	30	31	32	Total No. Votes Cast	Majority Votes	REMARKS
	ALLEYTON																			
	EAGLE LAKE																			
	1	658																783		
	1	108																524		
	1	171																184		
		4																9		
																		TOTAL VOTING	1500	

I, the County Judge of Colorado County, Texas, met with the Commissioners' Court sitting as canvassing board to canvass the "Special Rice Hospital District Election" held on May 6, 1995.

I certify that the figures on the tally sheets correspond with the figures on the returns.

Witness my hand this 8 day of May, 1995

 Vince Slominski

CONSTITUTIONAL AMENDMENT ELECTION

1 2 3 4 5 6 7 8 9 10 11 12 13 14

Location and Number of Election Precinct

Office

Names of Candidates

27 20:10:37 07/11/95 Summary Report.

COLORADO COUNTY, TEXAS
AMENDMENT ELECTION NOVEMBER 7, 1995

Total Number Voting 1460
Precincts Reporting 18 of 18 100.00%

PROPOSITION NO. 1

FOR	767	53.04%	10 = 777
AGAINST	634	43.84%	4 = 638
.....			
Total Votes Cast	1446		
Number Under Votes	45	3.11%	
Number Over Votes	0	.0%	

PROPOSITION NO. 2

FOR	545	37.69%	6 = 551
AGAINST	839	58.02%	7 = 846
.....			
Total Votes Cast	1446		
Number Under Votes	62	4.28%	
Number Over Votes	0	.0%	

PROPOSITION NO. 3

FOR	746	51.59%	6 = 752
AGAINST	632	43.70%	7 = 639
.....			
Total Votes Cast	1446		
Number Under Votes	68	4.70%	
Number Over Votes	0	.0%	

PROPOSITION NO. 4

FOR	533	36.86%	4 = 537
AGAINST	827	57.19%	9 = 836
.....			
Total Votes Cast	1446		
Number Under Votes	86	5.94%	
Number Over Votes	0	.0%	

WALRAVEN DALLAS

15	16	17	18	19	20	21	22	23	24	25	26	27	28	29	30	31	32	Total No. Votes Cast	Majority Votes	REMARKS		
PROPOSITION NO. 5																						
FOR																			650	44.95%	4	654
AGAINST																			694	47.99%	8	702
.....																						
Total Votes Cast																			1446			
Number Under Votes																			102	7.05%		
Number Over Votes																			0	.0%		
PROPOSITION NO. 6																						
FOR																			1058	73.16%	11	1069
AGAINST																			327	22.61%	2	329
.....																						
Total Votes Cast																			1446			
Number Under Votes																			60	4.14%		
Number Over Votes																			1	.6%		
PROPOSITION NO. 7																						
FOR																			861	59.54%	11	872
AGAINST																			486	33.60%	2	488
.....																						
Total Votes Cast																			1446			
Number Under Votes																			98	6.77%		
Number Over Votes																			1	.6%		
PROPOSITION NO. 8																						
FOR																			877	60.65%	6	883
AGAINST																			403	27.86%	2	405
.....																						
Total Votes Cast																			1446			
Number Under Votes																			166	11.47%		
Number Over Votes																			0	.0%		
PROPOSITION NO. 9																						
FOR																			441	30.49%	6	447
AGAINST																			909	62.86%	6	915
.....																						
Total Votes Cast																			1446			
Number Under Votes																			96	6.63%		
Number Over Votes																			0	.0%		
PROPOSITION NO. 10																						
FOR																			839	58.02%	10	849
AGAINST																			518	35.82%	1	519
.....																						
Total Votes Cast																			1446			
Number Under Votes																			89	6.15%		
Number Over Votes																			0	.0%		
PROPOSITION NO. 11																						
FOR																			706	48.82%	9	715
AGAINST																			650	44.95%	3	653
.....																						
Total Votes Cast																			1446			
Number Under Votes																			90	6.22%		
Number Over Votes																			0	.0%		

Office	Names of Candidates	Location and Number of Election Precinct	1	2	3	4	5	6	7	8	9	10	11	12	13	14
--------	---------------------	--	---	---	---	---	---	---	---	---	---	----	----	----	----	----

PROPOSITION NO. 12

FOR 810 56.01% 8 818
 AGAINST 529 36.58% 4 533

.....
 Total Votes Cast 1446
 Number Under Votes 107 7.39%
 Number Over Votes 0 .0%

PROPOSITION NO. 13

FOR 443 30.63% 1 444
 AGAINST 887 61.34% 11 898

.....
 Total Votes Cast 1446
 Number Under Votes 116 8.02%
 Number Over Votes 0 .0%

PROPOSITION NO. 14

FOR 818 56.56% 8 826
 AGAINST 527 36.44% 4 531

.....
 Total Votes Cast 1446
 Number Under Votes 101 6.98%
 Number Over Votes 0 .0%

TOTAL BALLOTS CAST ~~1446~~

TOTAL TYPE 1 BALLOTS ~~1446~~

Total

1446
 +14
 1460

TOTAL VOTES CASTS

1446
 +70
 1516

The figures added manually were ballots cast in Precinct No. 18 and hand counted due to not enough ballots issued to that Precinct and Xerox copies were made.

John H. ...

TOTAL NUMBER OF REGISTERED VOTERS: 10,814

Office	Names of Candidates	Location and Number of Election Precinct	1	2	3	4	5	6	7	8	9	10	11	12	13	14

PROPOSITION NO. 12

FOR	810	56.01%	8	818
AGAINST	529	36.58%	4	533

Total Votes Cast	1446			
Number Under Votes	107	7.39%		
Number Over Votes	0	.0%		

PROPOSITION NO. 13

FOR	443	30.63%	1	444
AGAINST	887	61.34%	11	898

Total Votes Cast	1446			
Number Under Votes	116	8.02%		
Number Over Votes	0	.0%		

PROPOSITION NO. 14

FOR	818	56.56%	8	826
AGAINST	527	36.44%	4	531

Total Votes Cast	1446			
Number Under Votes	101	6.98%		
Number Over Votes	0	.0%		

TOTAL BALLOTS CAST ~~1446~~

TOTAL TYPE 1 BALLOTS ~~1446~~

Total

1446
+ 14

1460

TOTAL VOTES CASTS

1446
+ 70

1516

The figures added manually were ballots cast in Precinct No. 18 and hand counted due to not enough ballots issued to that Precinct and Xerox copies were made.

[Handwritten Signature]

TOTAL NUMBER OF REGISTERED VOTERS: 10,814

WALRAVEN-DALLAS

15	16	17	18	19	20	21	22	23	24	25	26	27	28	29	30	31	32	Total No. Votes Cast	Majority Votes	REMARKS

27 15:40:50 07/11/95 Summary Report.

COLORADO COUNTY, TEXAS
 AMENDMENT ELECTION NOVEMBER 7, 1995

Total Number Voting 119
 Precincts Reporting 0 of 18 . 0%

PROPOSITION NO. 1

FOR 54 45.37%
 AGAINST 59 49.57%

.....
 Total Votes Cast 119
 Number Under Votes 6 5.04%
 Number Over Votes 0 . 0%

PROPOSITION NO. 2

FOR 46 38.65%
 AGAINST 67 56.30%

.....
 Total Votes Cast 119
 Number Under Votes 6 5.04%
 Number Over Votes 0 . 0%

PROPOSITION NO. 3

FOR 45 37.81%
 AGAINST 67 56.30%

.....
 Total Votes Cast 119
 Number Under Votes 7 5.88%
 Number Over Votes 0 . 0%

PROPOSITION NO. 4

FOR 48 40.33%
 AGAINST 65 54.62%

.....
 Total Votes Cast 119
 Number Under Votes 6 5.04%
 Number Over Votes 0 . 0%

PROPOSITION NO. 5

FOR 49 41.17%
 AGAINST 63 52.94%

.....
 Total Votes Cast 119
 Number Under Votes 7 5.88%
 Number Over Votes 0 . 0%

PROPOSITION NO. 6

FOR 91 76.47%
 AGAINST 21 17.64%

.....
 Total Votes Cast 119
 Number Under Votes 7 5.88%
 Number Over Votes 0 . 0%

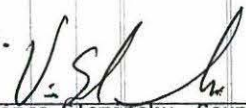
		1	2	3	4	5	6	7	8	9	10	11	12	13	14		
		Location and Number of Election Precinct															
Office	Names of Candidates																
PROPOSITION NO. 7																	
	FOR											77					64.70%
	AGAINST											34					28.57%
.....																	
	Total Votes Cast											119					
	Number Under Votes											8					6.72%
	Number Over Votes											0					. 0%
PROPOSITION NO. 8																	
	FOR											76					63.86%
	AGAINST											25					21.00%
.....																	
	Total Votes Cast											119					
	Number Under Votes											18					15.12%
	Number Over Votes											0					. 0%
PROPOSITION NO. 9																	
	FOR											41					34.45%
	AGAINST											70					58.82%
.....																	
	Total Votes Cast											119					
	Number Under Votes											8					6.72%
	Number Over Votes											0					. 0%
PROPOSITION NO. 10																	
	FOR											67					56.30%
	AGAINST											43					36.13%
.....																	
	Total Votes Cast											119					
	Number Under Votes											9					7.56%
	Number Over Votes											0					. 0%
PROPOSITION NO. 11																	
	FOR											65					54.62%
	AGAINST											49					41.17%
.....																	
	Total Votes Cast											119					
	Number Under Votes											5					4.20%
	Number Over Votes											0					. 0%
PROPOSITION NO. 12																	
	FOR											73					61.34%
	AGAINST											39					32.77%
.....																	
	Total Votes Cast											119					
	Number Under Votes											7					5.88%
	Number Over Votes											0					. 0%

15	16	17	18	19	20	21	22	23	24	25	26	27	28	29	30	31	32	Total No. Votes Cast	Majority Votes	REMARKS	
PROPOSITION NO. 13																					
FOR																			35	29.41%	
AGAINST																			74	62.18%	
.....																					
Total Votes Cast																			119		
Number Under Votes																			10	8.40%	
Number Over Votes																			0	.0%	
PROPOSITION NO. 14																					
FOR																			67	56.30%	
AGAINST																			42	35.29%	
.....																					
Total Votes Cast																			119		
Number Under Votes																			10	8.40%	
Number Over Votes																			0	.0%	
TOTAL BALLOTS CAST																			119		
TOTAL TYPE 1 BALLOTS																			119		

I, Vince Slominsky, Colorado County Judge, met with the Commissioners' Court sitting as canvassing board on November 13, 1995 to canvass the Constitutional Amendment Election held on November 7, 1995 in Colorado County, Texas.

I certify that the figures on the tally sheets correspond with the figures on the returns.

Witness my hand this 13th day of November, 1995.


 Vince Slominsky, County Judge
 Colorado County, Texas.